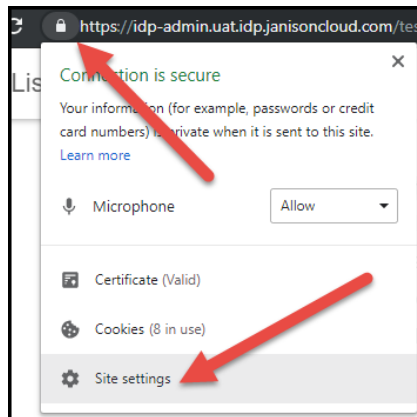


Test Tips for running the IELTS Progress Check Practice Test

1. Check the **internet connection** is working
2. Check the **browser type** – ONLY use Google Chrome or Mozilla Firefox
(Internet Explorer and Microsoft Edge do not work, smartphones/iPhones do not work)
3. Check site settings and **allow IELTS Progress Check to access the microphone**



4. If using an iPad, make sure the IELTS Progress Check **iOS app** is being used
5. Open this link <https://ieltsprogresscheck.idp.janisoncloud.com/auth/accesscode>
6. Use the list of enrolment and package codes to help students to log in. Remember to **use both codes to log in.**

School Name	Date	Package name	Student name	Package access code	Enrolment access code
ABC Language College	05/10/19	IELTS Academic Practice Test 1	John Smith	FYHBRVDZ	VWHCHBJR

7. Enter the Package code and NEXT

Login

If you are using a PC or Mac, your **package code** should appear below. Simply click "Next". If you are using an iPad you can find your codes by logging into ieltsprogresscheck.com/my-account/:

M J X = H N = M Y Q

Next

8. Enter the Enrolment code and NEXT

Login

If you are using a PC or Mac, your **enrolment code** should appear below. Simply click "Next". If you are using an iPad you can find your codes by logging into ieltsprogresscheck.com/my-account/:

C Z = G K = Y P = M D

Next

Test Tips for running the IELTS Progress Check Practice Test

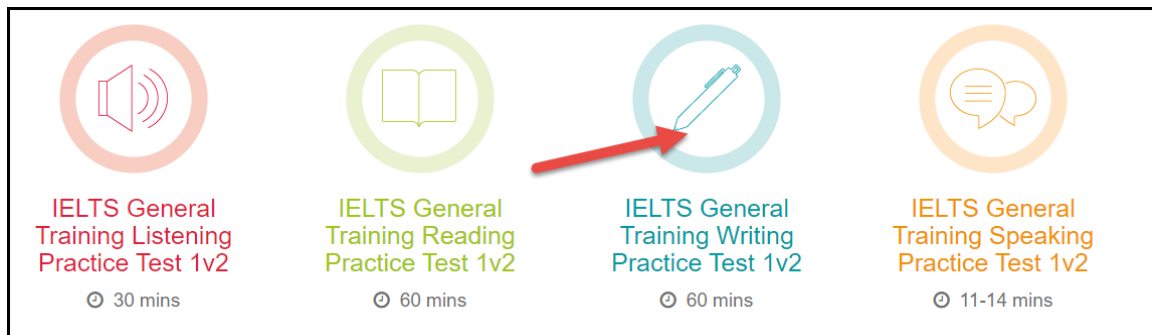
9. Start the test by selecting Yes







Are you
ESL Language Centers?

No Yes

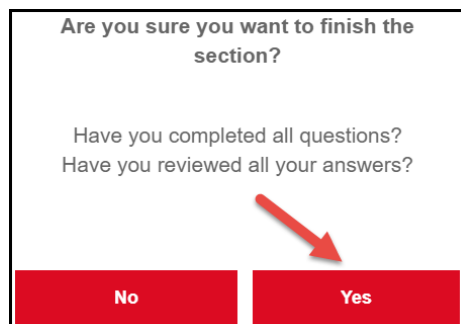
10. Select a test section and start



Icon	Section Name	Duration
	IELTS General Training Listening Practice Test 1v2	30 mins
	IELTS General Training Reading Practice Test 1v2	60 mins
	IELTS General Training Writing Practice Test 1v2	60 mins
	IELTS General Training Speaking Practice Test 1v2	11-14 mins

11. If you are ready to finish, click Finish

12. Select YES if you are sure you want to finish




Are you sure you want to finish the section?

Have you completed all questions?
Have you reviewed all your answers?

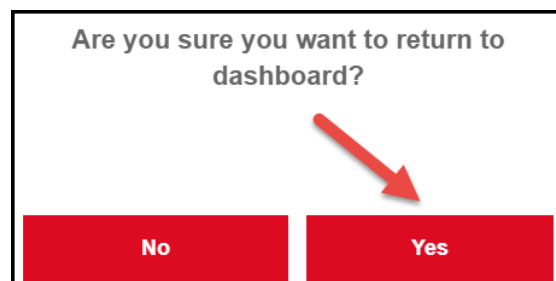
No Yes

13. Once you have completed that section, you can return to the dashboard and start the next section:



this section is complete.

Return to dashboard or Logout

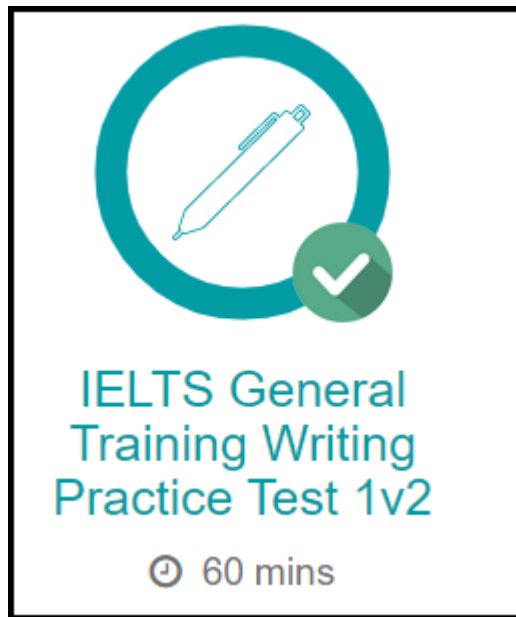


Are you sure you want to return to dashboard?

No Yes

Test Tips for running the IELTS Progress Check Practice Test

14. When each section is completed, you will get a green tick.



15. When all 4 sections are completed, the test will be submitted for marking. Results will be released 2 – 5 days after completion.